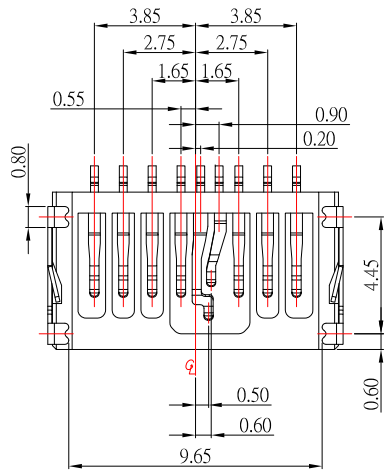
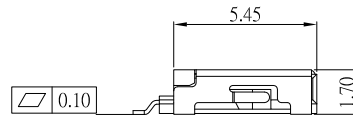
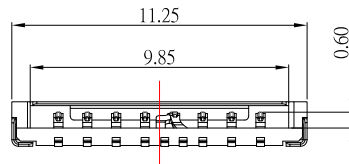


P.C.B LAYOUT MOUNTING PATTERN



P8	DAT1
P7	DAT0
P6	VSS
P5	CLK
G1	SWITCH
P4	VDD
P3	CMD
P2	CD/DAT3
P1	DAT2
PIN NUMBER	PIN NUMBER

Material:

- 1.Housing: LCP,Black
- 2.Contact: Phosphor Bronze
- 3.Shell: SUS

Finish:

- 1.Contact: Plated Gold in Mating Area ;
Tin Plated on Solder Balls ;
Nickel under plated overall
- 2.Shell: Nickel under Plated surface layer

CONTACT 建倚科技股份有限公司
CONTACT TECHNOLOGY CORP.

TOLERANCE UNLESS OTHERWISE STATED :
Up to 5 ±0.2
Above 5 ~ 15 ±0.3
Above 15 ~ 30 ±0.4
Above 30 ~ 50 ±0.5
Angle ±0.3

3RD. ANGEL'S



UNITS

MM

DRAWN BY:	DATE	MAT'L	TITLE	CONNECTOR
Jack Lu	03/19/20			
CHECKED BY:	DATE	FINISH	MODLE	MICRO SD CARD / P4,P5 帶偵測
Jacky Chen	03/19/20			
APPROVED BY:	DATE	SCALE	DWG NO.	SD-TF21-41709-S267
Tony Kao	03/19/20	1 : 1	PART NO.	SD-TF21-41709-S267
		SHEET NO.	1 of 1	
				SIZE A4
				VER R1

ITEM NO.	DESCRIPTION	DRAWN	DATE
1	更新樣式	Jack	031920